



redeeming the promise of a square deal

HOLD THEM ACCOUNTABLE! VETERANS BENEFITS SURVEY

NOVEMBER 11, 2011

BENJAMIN KRAUSE
Founder, DisabledVeterans.Org

In survey, military personnel and family members in all 50 states, Washington, DC & Puerto Rico stated their core beliefs on how the U.S. Government should deal with core issues relating to taxes & spending.

DISABLEDVETERANS.ORG HOLD THEM ACCOUNTABLE SURVEY!

In survey, starting on October 19, 2011 and ending on November 9, 2011, 579 military personnel and family members in all 50 states, Washington, DC & Puerto Rico stated their core beliefs on how the U.S. Government should deal with such issues as:

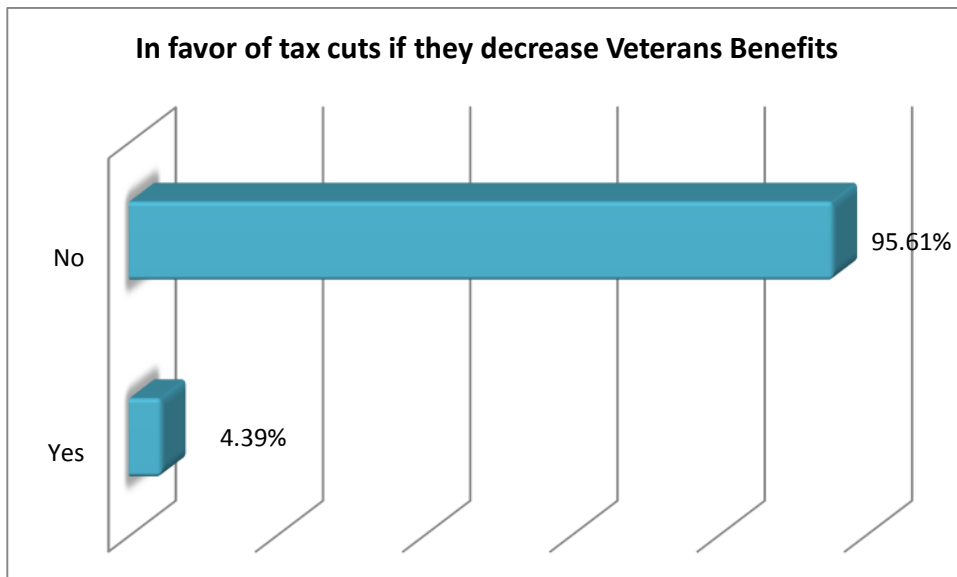
- Tax Cuts Decreasing Veterans' Benefits
- Tax Increases Resulting In Greater Veteran's Benefits
- Opinions On Use of Force in Foreign Policy
- Programs That Should Be Targeted by Congress For Spending Cuts

Participant Demographics Include:

- Current Military Status
- Disability Status
- State Breakdown

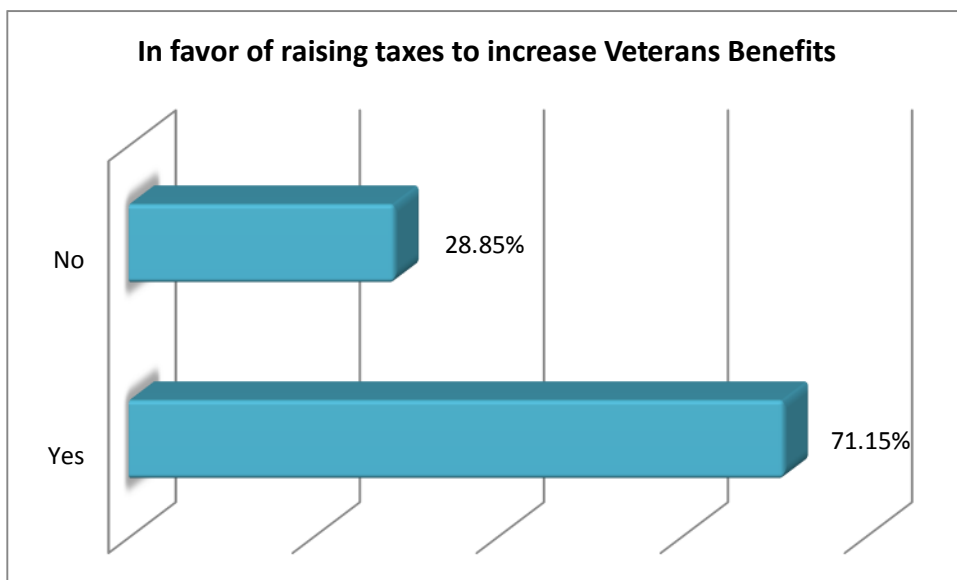
Tax Cuts Decreasing Veterans' Benefits

The survey participants overwhelmingly decried the loss of benefits from tax cuts.



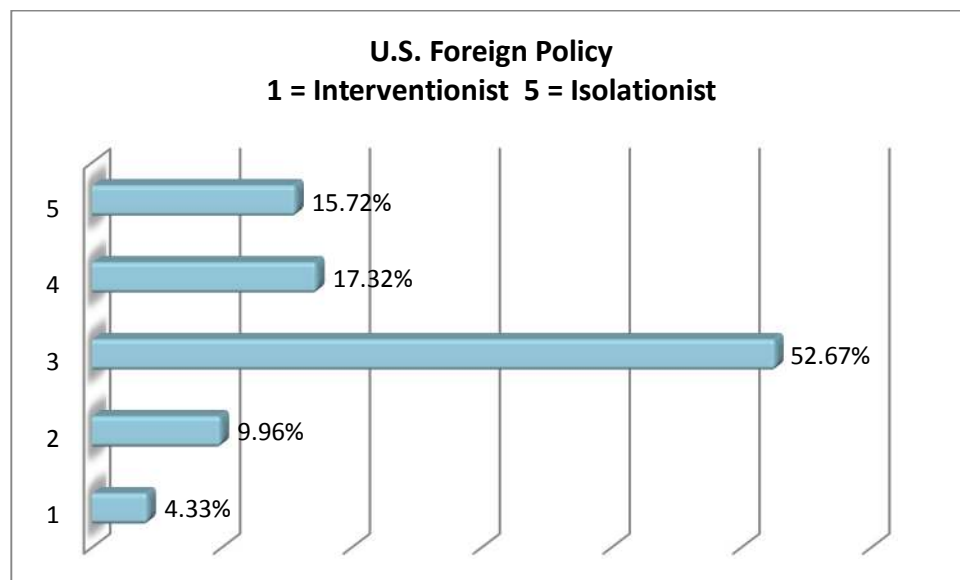
Tax Increases Resulting in Greater Veterans Benefits

Survey participants were less vociferous in their support for raising taxes to increase Veterans Benefits.



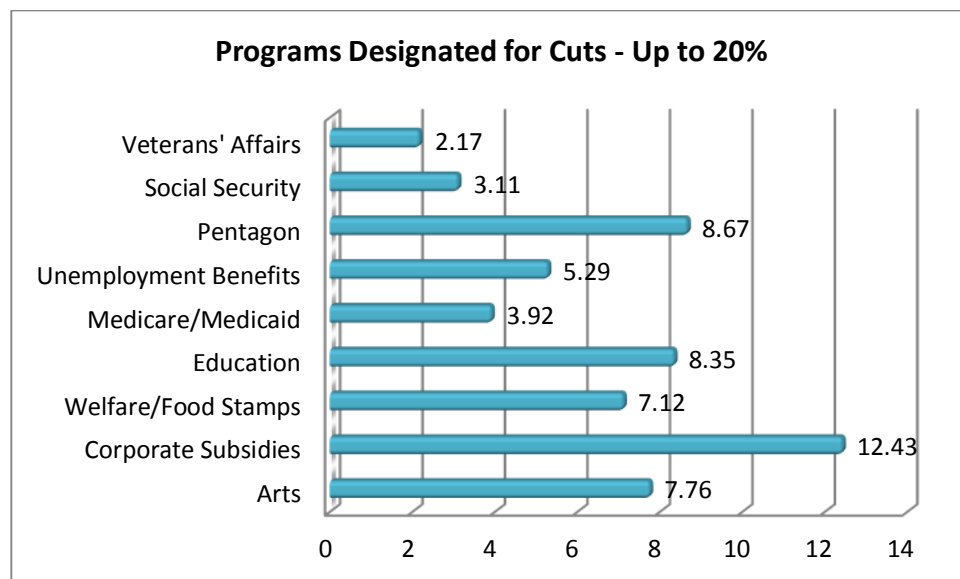
Opinions on Use of Force in Foreign Policy

The survey participants greatly varied in their responses to when to use the force of the United States military. When given a choice of interventionism (1) and isolationism (5), most survey participants selected the middle ground.



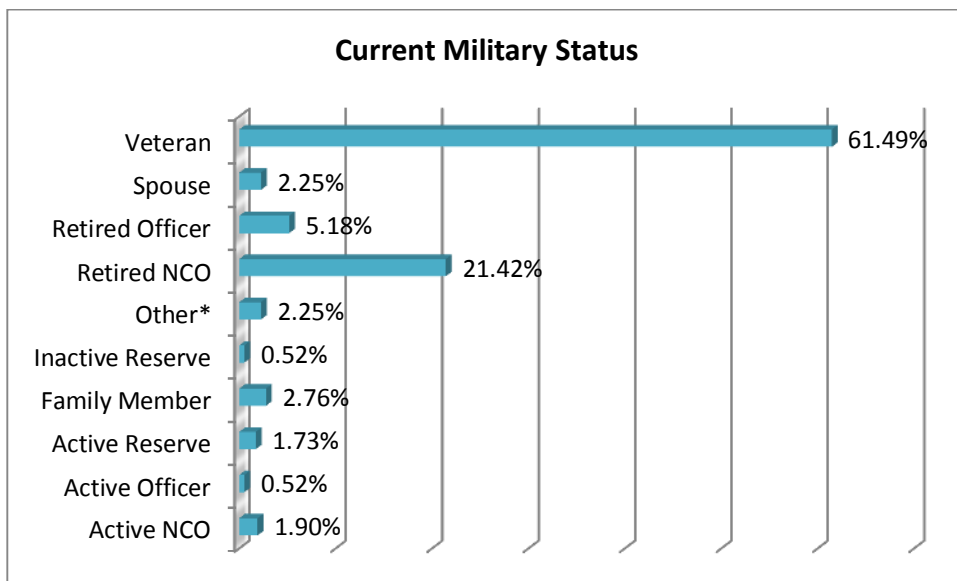
Programs That Should Be Targeted by Congress for Spending Cuts

When asked to cut 20% of spending from an array of programs, survey participants stated their top programs for cuts are (in descending order): Corporate Subsidies, Pentagon Spending, Education Spending, Arts Spending, Unemployment Benefits, Medicare/Medicaid, Social Security & Veterans' Affairs.

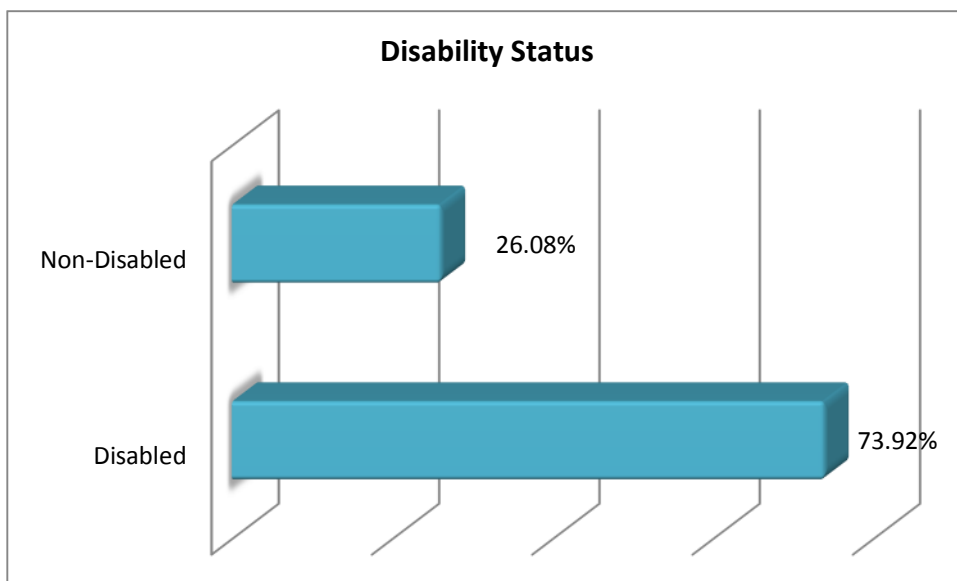


Survey Participant Information

Current Military Status



Disability Status



Survey Participant Information (continued)

State Breakdown

Alabama	14	Montana	9
Alaska	2	Nebraska	2
Arizona	22	Nevada	8
Arkansas	9	New Hampshire	3
Armed Forces Pacific	1	New Jersey	13
California	40	New Mexico	6
Colorado	18	New York	9
Connecticut	3	North Carolina	25
Delaware	2	North Dakota	1
District of Columbia	1	Ohio	17
Florida	58	Oklahoma	15
Georgia	21	Oregon	7
Hawaii	4	Pennsylvania	19
Idaho	2	Puerto Rico	4
Illinois	17	Rhode Island	2
Indiana	7	South Carolina	4
Iowa	6	South Dakota	2
Kansas	4	Tennessee	9
Kentucky	3	Texas	53
Louisiana	7	Utah	5
Maine	2	Vermont	1
Maryland	8	Virginia	22
Massachusetts	10	Washington	17
Michigan	16	West Virginia	2
Minnesota	10	Wisconsin	12
Mississippi	13	Wyoming	2
Missouri	10		